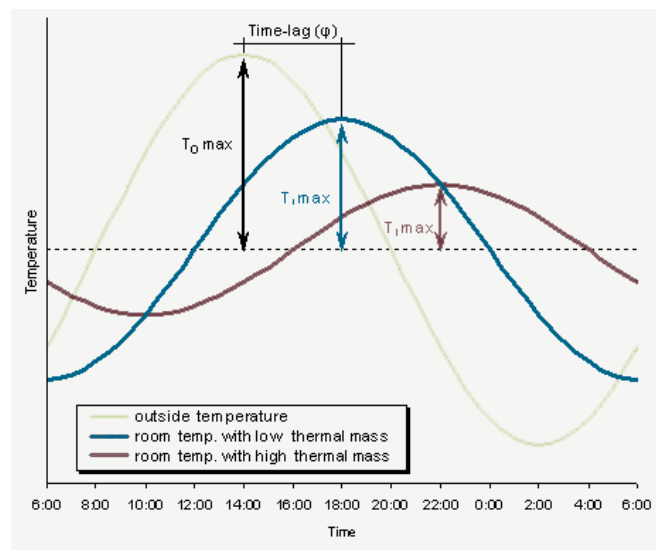
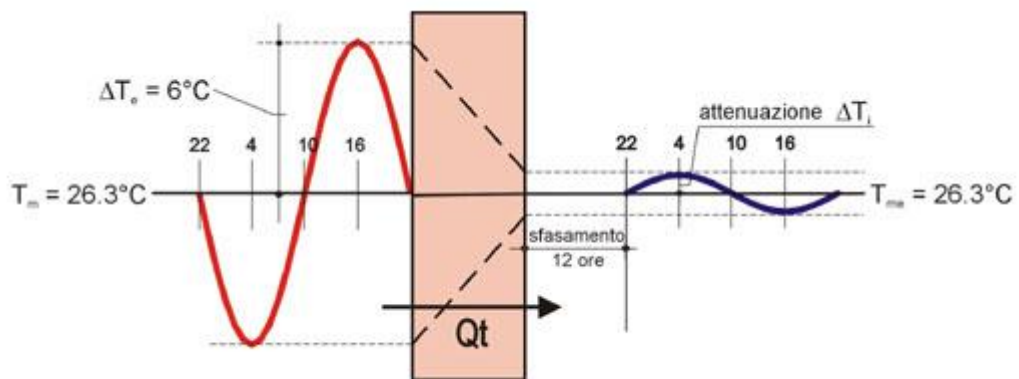
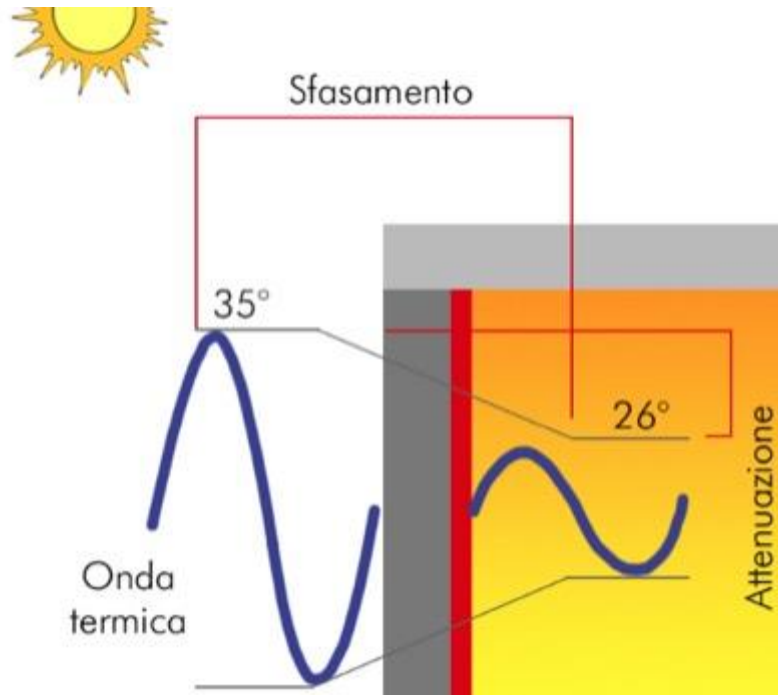
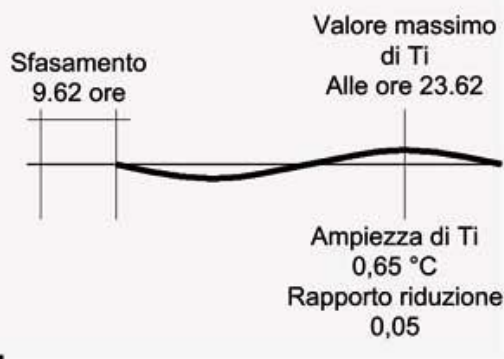

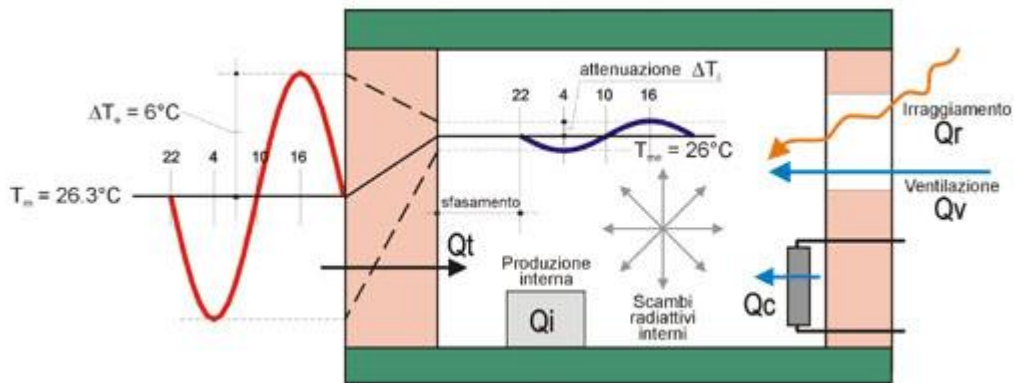


SFASAMENTO TERMICO PARETI

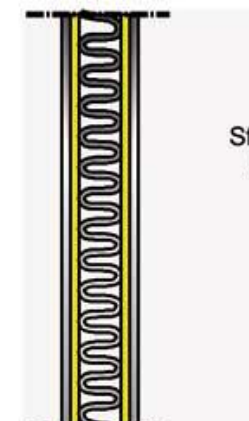




Poroton 30 cm + intonaco
Trasmittanza 0,76 ($Wm^2 \text{ } ^\circ C$)
Massa frontale 306 (Kg/m^2)
E (modulo 15,27 – fase 12,99 ore)
F (modulo 4,46 – 10,63 ore)



Calcestruzzo 33 cm
Trasmittanza 2,96 ($Wm^2 \text{ } ^\circ C$)
Massa frontale 792 (Kg/m^2)
E (modulo 6,64 – fase 9,30 ore)
F (modulo 1,13 – 8,38 ore)



Isolante + lamiera 8.2
Trasmittanza 0,46 ($Wm^2 \text{ } ^\circ C$)
Massa frontale 35,4 (Kg/m^2)
E (modulo 1,70 – fase 4,05 ore)
F (modulo 2,18 – 0,78 ore)